



CUSTOM ENGINEERED WOOD FLOORS

YOU DESIGN, WE CREATE





WELCOME TO
ROYAL PARQUET
YOU DESIGN, WE CREATE

CONTENTS

About Royal Parquet	04
Why Choose a Royal Parquet Engineered Wood Floor?	06
Technical Overview	08
Royal Parquet – The Concept	10
Floor Combination Samples	19
Colour Guide	37
The Parquetry Collection	118
Accessories	124
Installation Guides	127
Care & Maintenance	129
The Construction of Engineered Wood	130
Floors Protected by Bona	132
Protecting the World's Forests	134



About us



With its headquarters in Dubai, Royal Parquet is passionate about making beautifully crafted and exquisitely finished engineered wood floors easily accessible to clients in the Middle East. We are committed to providing flooring that will stand proud in any home, workspace, retail space, hotel, restaurant or public space, for generations to come.

We source our engineered wood from Europe and proudly finish it in the UAE, using state-of-the-art technology and premium industrial-grade coatings from Sweden. The result is an exceptional collection of engineered wood flooring products that honour the beauty of natural wood – and offer generations of enjoyment.

**Sourced from Europe,
Finished in the UAE**



Why choose a

Royal Parquet

Engineered Wood Floor?

It's hard to beat the look and feel of engineered wooden flooring – which stands the test of time and ages with grace. Royal Parquet floors are an excellent investment, because we use genuine European Oak and market-leading finishes. We supply a selection of styles and wood grades that make it easy to find a floor to suit your taste and budget.



The Beauty of Wood

Natural wooden flooring is the essence of timeless beauty, adding sophistication and value to any area. At Royal Parquet every single plank is appraised for its appearance and texture before being selected. Real wood flooring not only supplies ambience and character to a room or workplace – it brings nature indoors.

Ready Availability

We understand that your time is precious. Unlike other flooring specialists, who make clients wait 6-7 weeks for a flooring product that's out of stock, Royal Parquet flooring is available within one week after you place your order.

Custom Design Options

Royal Parquet offers a wide selection of options that you can use to design your floor. You can choose between various plank sizes and wood grades, each available in a range of stunning colours, and the option to custom-create your own colour. This way, you can fashion the exact engineered wood floor you want, without compromise.

Cost-Effective

We offer the best quality engineered wood flooring products your money can buy, with wood grades and prices to suit many budgets. This approach allows us to compete on both price and value.

Low Maintenance

Royal Parquet's flooring uses a Bona lacquered finish. This creates a high-quality protective coating that doesn't interfere with the natural beauty of the wood – while maintaining its integrity.

Putting Safety First

Bona coatings are 100% safe and environmentally sound. They are GREEN-GUARD-certified to meet safe indoor air standards – protecting your family's health and wellbeing.



Technical Overview

Installation System



Uni-Click

Uni-click floors fit together using a click and lock system. They can be installed as a floating floor on top of existing floors without damage, or as a glue-down floor.



Glue Down

Glue-down floors must be glued in place. This is required for certain floors to conserve the pattern.

Construction of Engineered Wood



Multi Layer Parquet

Constructed from a top layer (veneer) of hardwood, a core of thin layers of softwood running in opposing directions, and a base of softwood parallel to the veneer.



3 Layer Parquet

Constructed from a top layer (veneer) of hardwood, a core layer of softwood at a 90-degree angle to the veneer, and a base of softwood parallel to the veneer.

Top Layer Thickness



The hardwood layer is either 2, 3 or 4mm depending on the plank size.

Finishes



Ultra Matt



Gloss Finish

Floor protected by:




Bona Finishes, The world's leading floor laquer manufacturer.



Royal Parquet Technical Specifications

Each of our products has a brochure with detailed technical specifications. Scan the QR code to access the brochures.





The Concept

Unleash your inner designer by assembling your dream floor from our expertly curated selection of colours, plank sizes and wood grades. With Royal Parquet, you have the power to choose.



1 CHOOSE A COLOUR

Colour shapes the mood of a space. Do you want an atmosphere of blissful relaxation? Or invigorating energy? With the right floor colour, anything is possible. Choose from one of our 40 stunning colours – or contact us about crafting you own from scratch.

2 CHOOSE THE PLANK SIZE

Each room is different, and we have plank sizes to match. Use a small plank to make a compact apartment feel more spacious; a wide plank to enhance the majestic impression of an open-plan villa; and much more.



3 CHOOSE THE WOOD GRADE


Smooth and suave Classic; rustic and charming Variation; or bold and weathered Antique? The wood grade determines the uniformity or variability of the timber. All plank sizes are available in Classic, with Variation and Antique grades available for selected plank sizes.



CHOOSE A COLOUR

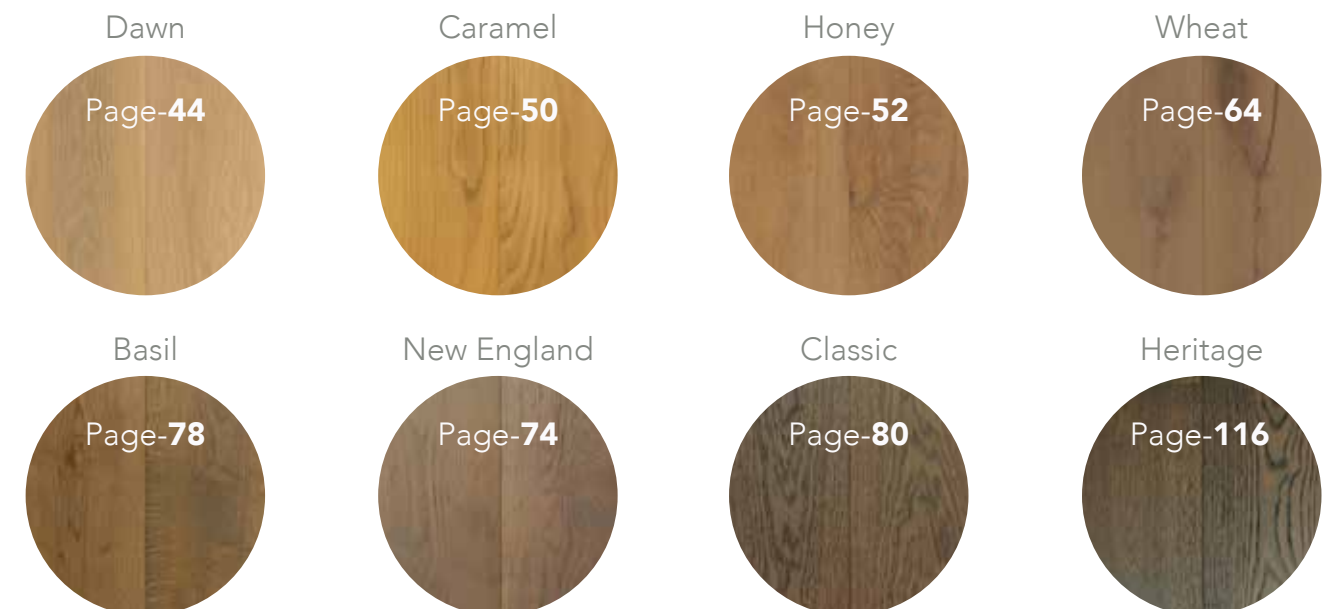
ULTRA MATT FINISH

The Ultra Matt finish is clean and timeless. It has a minimal level of sheen, providing a finish that is subtle and sophisticated, and requires very little maintenance to retain its appearance.



GLOSS FINISH

The Gloss finish is striking and stylish. It has a higher level of sheen, producing a gleaming finish that reflects natural lighting, adding dynamic contrast and character to any space.



CHOOSE THE PLANK SIZE

WINDSOR

Windsor is the most popular and widely used plank size. The single-strip planks are 189mm wide and 1860mm long perfectly proportioned for rooms of any size. This versatile plank looks fantastic in either classic or contemporary styles.

Available Size 189 x 1860 x 15 mm **Top Layer** 4 mm
Construction 3 - Layer

WOOD GRADE AVAILABLE

- CLASSIC
- VARIATION
- ANTIQUE



CANTERBURY

The Canterbury plank is a 3-strip floor, otherwise known as "ships decking". Each of the individual planks are 189mm wide and are manufactured from smaller pieces of timber that are the by-product of larger single strip floors. This creates a unique plank style with enhanced visual charm. Due to the 3-strip construction, Canterbury is also a budget friendly choice without compromising on quality.

Available Size 189 x 2200 x 15 mm **Top Layer** 3 mm
Construction 3 - Layer

WOOD GRADE AVAILABLE

- CLASSIC
- VARIATION
- ANTIQUE



OXFORD

Oxford is our entry level single-strip plank, providing a great balance of quality, style and value. The narrow 150mm width means that more planks are used in each installation, adding lots of character and complexity to each space. Oxford is therefore ideal for use in corridors, hallways and narrow rooms.

Available Size 150 x 1860 x 15 mm **Top Layer** 4 mm
Construction 3 - Layer

WOOD GRADE AVAILABLE

- CLASSIC
- VARIATION
- ANTIQUE



HERRINGBONE

Herringbone is a floor design that has been around for centuries and can be found in ancient castles and stately homes throughout Europe. Today, its striking visual appearance is seeing a renaissance – the timeless design looks stunning in both modern and contemporary architecture. The planks are laid at 90-degree angles to create a continuous V-shape geometric pattern.

Available in Classic

Available Size 75 x 450 x 15 mm **Top Layer** 2 mm
Construction Multilayer

Available in Variation

Available Size 90 x 600 x 15 mm **Top Layer** 4 mm
Construction Multilayer

WOOD GRADE AVAILABLE

- CLASSIC
- VARIATION
- ANTIQUE



CAMBRIDGE

With grand dimensions of 240mm wide and 2200mm long, Cambridge creates a bold and majestic impression when you enter a room. Its size is ideally suited to large rooms, open plan areas and continuous use running throughout an entire villa.

Available Size 240 x 2200 x 15 mm **Top Layer** 4 mm
Construction 3 - Layer

WOOD GRADE AVAILABLE

- CLASSIC
- VARIATION
- ANTIQUE



CHEVRON

In the chevron design, boards are fitted together at a 45-degree angle. The plank ends are pre-cut to match the layout, facilitating quick installation, and are available in 92 by 510mm (Classic Grade) and 90 by 540mm (Variation Grade) dimensions. Chevron planks can be installed in various different patterns, including a traditional fishbone layout and a more contemporary reverse perpendicular weave.

Available in Classic

Available Size 92 x 510 x 15 mm **Top Layer** 2 mm
Construction Multilayer

Available in Variation

Available Size 90 x 540 x 15 mm **Top Layer** 4 mm
Construction Multilayer

WOOD GRADE AVAILABLE

- CLASSIC
- VARIATION
- ANTIQUE



CHOOSE THE WOOD GRADE

ROYAL PARQUET WOOD GRADES

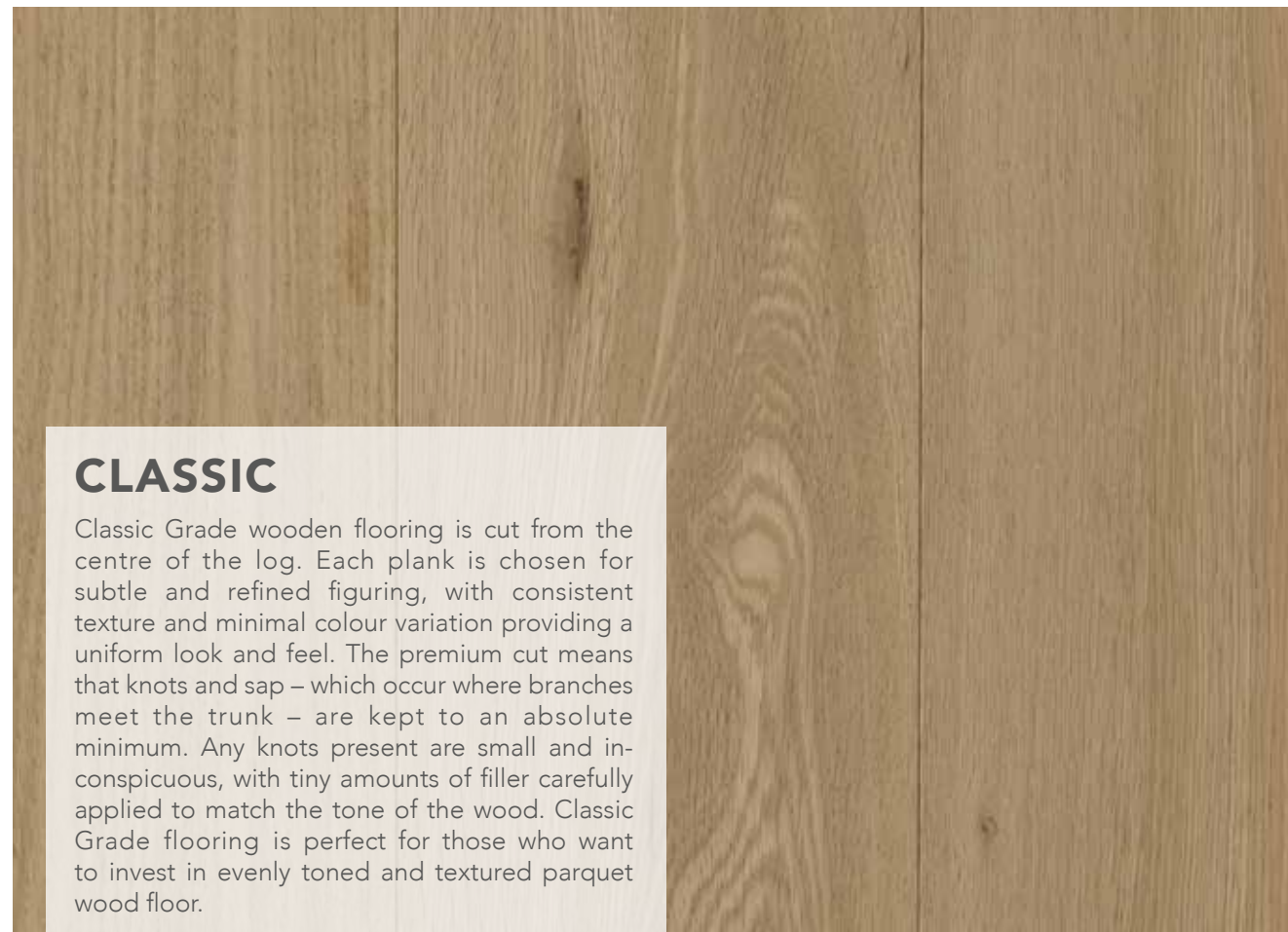
Royal Parquet offers three distinct grades of engineered hardwood flooring, allowing you to hone your search to your preferred aesthetics and pricing structure. When wood is graded, several criteria are considered—including the volume and size of natural wood knots, the amount of sapwood present, and the uniformity of the wood's texture and tone, among other factors.

The wood grades have been selected to complement the plank construction type and sizes, so not every plank is available in all grades. Rather, the wood grades available across all the plank sizes provide a range of options that balance appearance and budget. For example, Oxford and Canterbury are available in Classic Grade for those who want a uniform look without breaking the bank. Oxford's narrow width, and Canterbury's 3-strip construction, allow us to provide Clean Grade products at a bargain price. For those who want a rustic look, Variation Grade is inherently more affordable – but the unique Antique Grade offers a more exclusive rustic option. This means that each customer can fashion a floor that suits their taste as well as their budget.



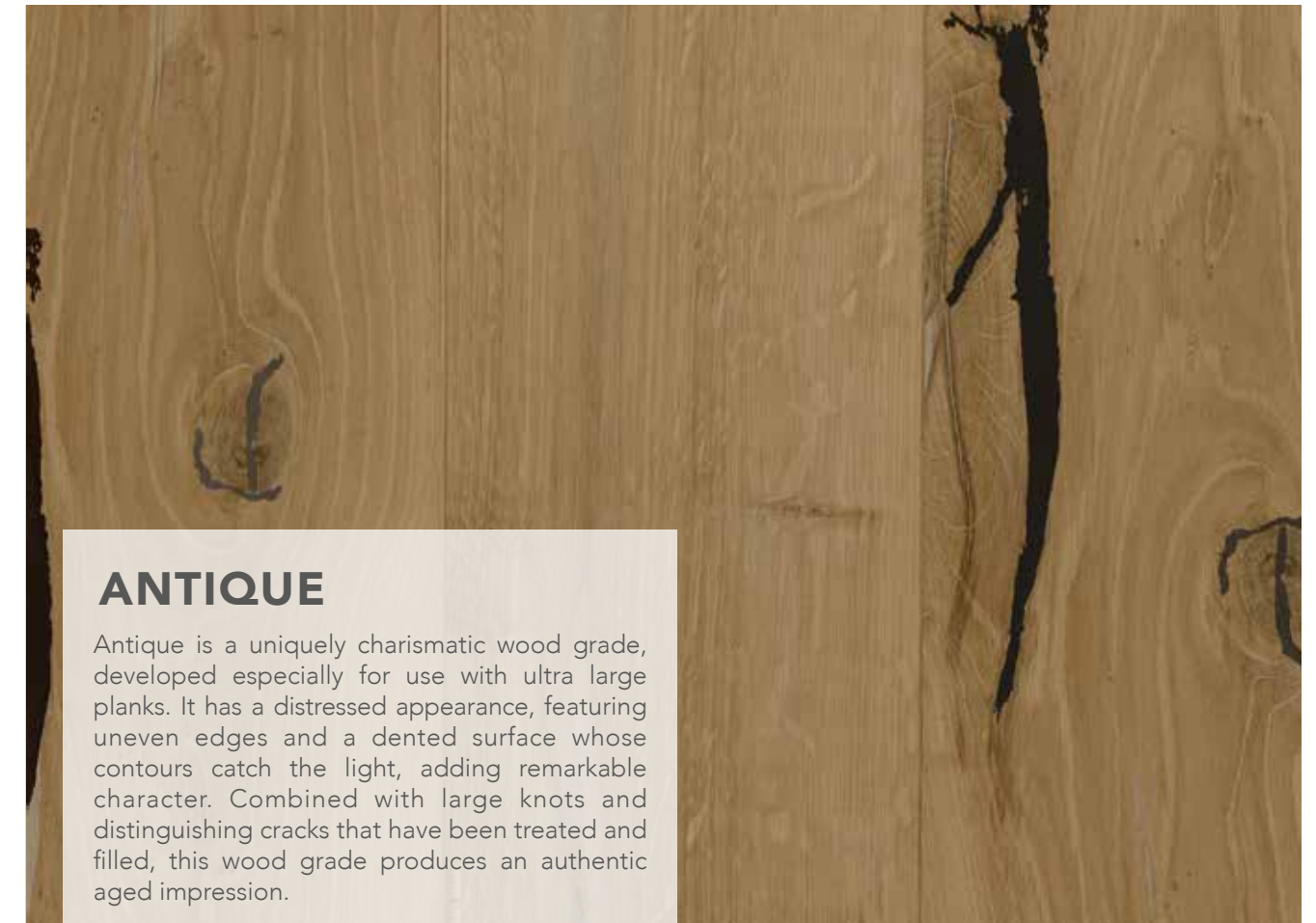
VARIATION

Variation Grade is more affordable, as it combines a variety of different log cuts. It celebrates the organic imperfections of wood, with mixed textures and wavy grains giving each plank a unique appearance. Distinctive knots and cracks are treated as features to be enhanced, and expertly filled using a colour that complements the natural hues of the timber. Select Grade flooring is ideal for customers who want that vintage, lived-in-and-loved aesthetic that has become a sought-after design element.



CLASSIC

Classic Grade wooden flooring is cut from the centre of the log. Each plank is chosen for subtle and refined figuring, with consistent texture and minimal colour variation providing a uniform look and feel. The premium cut means that knots and sap – which occur where branches meet the trunk – are kept to an absolute minimum. Any knots present are small and inconspicuous, with tiny amounts of filler carefully applied to match the tone of the wood. Classic Grade flooring is perfect for those who want to invest in evenly toned and textured parquet wood floor.



ANTIQUE

Antique is a uniquely charismatic wood grade, developed especially for use with ultra large planks. It has a distressed appearance, featuring uneven edges and a dented surface whose contours catch the light, adding remarkable character. Combined with large knots and distinguishing cracks that have been treated and filled, this wood grade produces an authentic aged impression.



YOU DESIGN, WE CREATE

FLOOR COMBINATION SAMPLES

We've assembled a small taste of the floor combinations you can create...

FLOOR COLOUR

LINEN



FLOOR COMBINATION:

COLOUR	: LINEN
FINISH	: ULTRA MATT
PLANK	: WINDSOR
WOOD GRADE	: VARIATION
SIZE	: 189x1860x15 MM
TOP LAYER	: 4 MM
CONSTRUCTION	: 3 - Layer

SAMPLE FLOOR COMBINATION

FLOOR COLOUR

LINEN

FLOOR COMBINATION:

COLOUR	: LINEN
FINISH	: ULTRA MATT
PLANK	: WINDSOR
WOOD GRADE	: CLASSIC
SIZE	: 189x1860x15 MM
TOP LAYER	: 4 MM
CONSTRUCTION	: 3 - Layer

SAMPLE FLOOR COMBINATION



FLOOR COMBINATION:

COLOUR	: CARAMEL
FINISH	: GLOSS
PLANK	: OXFORD
WOOD GRADE	: CLASSIC
SIZE	: 150x1860x15 MM
TOP LAYER	: 4 MM
CONSTRUCTION	: 3 - Layer

SAMPLE FLOOR COMBINATION

FLOOR COLOUR

SILVER GREY

FLOOR COMBINATION:

COLOUR	: SILVER GREY
FINISH	: ULTRA MATT
PLANK	: CAMBRIDGE
WOOD GRADE	: ANTIQUE
SIZE	: 240x2200x15 MM
TOP LAYER	: 4 MM
CONSTRUCTION	: 3 - Layer

SAMPLE FLOOR COMBINATION

FLOOR COLOUR
GUNSTOCK



FLOOR COMBINATION:
COLOUR : GUNSTOCK
FINISH : ULTRA MATT
PLANK : CANTERBURY
WOOD GRADE : CLASSIC
SIZE : 189x2200x15 MM
TOP LAYER : 3 MM
CONSTRUCTION : 3 - Layer

SAMPLE FLOOR COMBINATION

FLOOR COLOUR

DEEP GREY

FLOOR COMBINATION:

- COLOUR** : DEEP GREY
- FINISH** : ULTRA MATT
- PLANK** : HERRINGBONE
- WOOD GRADE** : VARIATION
- SIZE** : 75x450x15 MM
- TOP LAYER** : 2 MM
- CONSTRUCTION** : MULTILAYER

SAMPLE FLOOR COMBINATION

FLOOR COLOUR

BUTTERSCOTCH

FLOOR COMBINATION:

COLOUR : BUTTERSCOTCH

FINISH : GLOSS

PLANK : CHEVRON

WOOD GRADE : CLASSIC


SIZE : 92MM X 510MM

THICKNESS : 15/2 MM

CONSTRUCTION : MULTILAYER

SAMPLE FLOOR COMBINATION

FLOOR COLOUR
IVORY



- FLOOR COMBINATION:**
- COLOUR** : IVORY
 - FINISH** : ULTRA MATT
 - PLANK** : CHEVRON
 - WOOD GRADE** : VARIATION
 - SIZE** : 90 x 540 x 15 MM
 - TOP LAYER** : 4 MM
 - CONSTRUCTION** : MULTILAYER

SAMPLE FLOOR COMBINATION

THERE ARE HUNDREDS OF POSSIBLE FLOOR COMBINATIONS WITH OUR STANDARD OPTIONS, AND THOUSANDS MORE WITH OUR CUSTOM COLOURS.

NOW, IT'S UP TO YOU. LET YOUR IMAGINATION RUN WILD. YOU DESIGN, WE CREATE.



Colour Guide

We have 40 stunning colours available. For each one, we explore the characteristics of the colour and provide some suggestions for how it can be used in interior design: colour pairings, décor, contemporary or classic aesthetics, and much more. We hope these spark your imagination – and look forward to seeing your design concepts come to life!

MIST

COLOUR



Mist is pale fawn colour that replicates early morning light permeating a misty landscape. It emanates a subtle warmth, creating a mellow atmosphere.

This creates a wonderful counterpoint to minimalistic interiors, making the space feel cosy without overpowering the clean essence of the design. It works well with paired-back colour schemes, such as off-whites. Mist's soft tint also enhances vivid accent features of any colour.

NEML LINEN

COLOUR



Linen is an ecru – light, greyish beige colour that imparts the comforting impression of raw, unbleached fabric. It is an unadorned neutral colour whose organic hue creates a plush yet understated backdrop to any space.

It has cool blue and warmer brown undertones, providing a versatile colour palette to experiment with. Pair it with cobalt décor for an energetic urban-contemporary feeling, or warm neutrals for a more traditional, homely effect.

SMOKE

COLOUR



Smoke is wispy, spirited grey with distinctive blue overtones. It is unapologetically modern, effervescent and fun. The depths of its complexities are only fully revealed by lighting, which it catches, reflects and refracts in surprising ways.

Harness this dynamism by using it in rooms with large windows and natural lighting, or experiment with light fixtures that hit the floor from various angles.

DAWN

COLOUR



Dawn's colour is an ode to the first morning light – the indescribable hues between the oranges and blues of sunrise. Its silky, inimitable tones are celebrated by spaces with ample natural lighting.

There's nothing quite like waking up in the morning and watching it be transformed by the gentle rays of sunshine, as Dawn's indistinguishable muted tones become animated by the light of day. Truly, the perfect choice for bedrooms.

HEATHER

COLOUR



Featuring wispy straw overtones and muted mauve undertones, Heather is the perfect floor colour to harmonise spaces with wide tonal variations.

With a colour palette mixing warm and cool tones, it complements blues and greens, while enhancing warmer tans and oranges. This makes it ideal for vibrant spaces – whether kids' bedrooms or contemporary living rooms, it provides the freedom to have fun with colour.

SHERWOOD

COLOUR



Inspired by Sherwood Forest – home to the legend of Robin Hood – Sherwood is a light, orange-tinted brown. Its tones are predominately neutral, yet rich and complex.

This enhances the organic features of wooden floors and sets the tone for a refined, layered space. Pair it with pastels for a laid-back modern aesthetic, or with warm neutrals and wooden furniture for a timeless rustic look.

CARAMEL

COLOUR




Caramel is the decadent burnt orangey brown of toasted sugar. The colour instils the space with a rich, permeating warmth—perfect for bedrooms or living rooms that you can sink into after a long day.

It works wondrously as part of a pure polychromatic colour scheme of light browns or beiges and whites. Add variety by building layers of luxuriant textures, from the floor through furniture and bedding.

HONEY

COLOUR



Soft and sumptuous, Honey is a stunning amber hue with gentle saffron undertones. It is relaxed yet sophisticated, and pairs well with analogous colours: yellows, oranges and warm shades of brown.

It has a sweet, understated vivacity ideal for living areas – soothing when you want to relax, and joyful when entertaining. Add a complementary dash of purple to draw out Honey's buzzing pizzazz.

GUNSTOCK

COLOUR




Gunstock is a charismatic orangey brown. The softened amber hues convey a distinguished sense of taste – simple, dignified and classy. While vivid colours in light rooms can become overpowering, Gunstock harmonises these elements.

This allows you to employ bright colours accents such as yellows and pinks while maintaining a cohesion that puts the mind at ease.

POWDER

COLOUR



Powder is a light, whimsical colour with distinctive peachy-pink overtones and subtle baby-blue undertones. Quirky and joyful, Powder conjures up a fun, lively atmosphere.

This effect is palpable even in neutral settings, but it especially enhances bright, energetic spaces. It makes colourful décor “pop” and is perfect for play-rooms or light-hearted living rooms. For a more mellow effect, soften it with indoor plants.

TAWNY

COLOUR



Layered and subtle, Tawny is a soft tan colour. It is inspired by the majestic tawny owl. Applied to wood, it gently enhances grains and patterns to reproduce the complex mottled effect of the owl's plumage.

Its mellow warmth is a wonderful addition to rustic aesthetics, augmenting an organic homely feeling. The understated colour palette looks equally fantastic in paired-back modern spaces.

SIENNA

COLOUR



Sienna is an ochre or earthy brown with burnt-orange undertones. The colour's ancient origins in cave paintings has a visceral grounding effect – drawing one back to the simpler things in life.

It is honest and homely, creating an intimate feeling even in large, open-plan spaces. Try pairing it with various shades of green décor and indoor plants to enhance the primally soothing impact.

DOVE

COLOUR




Dove's inspiration is drawn from the colouration of a dove's wings. Soft, feathery browns intermingle with leaden-blue undertones, producing a cool, restrained colour scheme.

It is simple yet sophisticated and lends itself to vogue pairings with blue and grey interiors, equal parts serene and inspiring. Cool, muted tones bring décor to the fore, and enhance perception of textures – emphasising intricate wallpapers and tapestries.

WHEAT

COLOUR



Evocative of rolling hills and plentiful fields, Wheat is a lush golden-brown that brings a hearty warmth to any room. It is tasteful, wholesome and cheerful. Wheat's tawny tones can be complemented with royal purple, violet or mauve accents to create vibrant, buzzing space.

Or, pair it with analogous warm neutrals and blue or turquoise accents for a more measured and calming atmosphere.

PEBBLE

COLOUR



Light and neutral, Pebble is a subtle, earthy colour that lets organic variations of wood shine through. It is a soft and tasteful khaki with ochre undertones, and pairs well with natural colour palettes.

Experiment with various shades of orange, russet, umber and brown. You can have an evolving set of décor and fittings while retaining the structural unity of a space.

THISTLE

COLOUR



Bold and outspoken, Thistle is a lavish chocolate brown. It is sturdy and rugged while also being supremely classy. Use it in rooms that are expansive in size or style and need a floor with gravitas to ground the space.

It looks magnificent as part of a monochrome brown interior scheme, adding a layered complexity. Or, punctuate with pastel pinks to add a whimsical twist to minimalistic spaces.

SANDCASTLE

COLOUR



Sandcastle is a light, red- and yellow-tinted beige evocative of beach sand. Lighting changes alter its visual perception, creating a surface that is remarkably dynamic – highlighting different floor textures throughout the day.

This fun yet understated colour provides the perfect backdrop to suave modern spaces and classic villas alike. Instal it in rooms with ample natural lighting to make the most of its inherent dynamism.

HAZELNUT

COLOUR



Hazelnut is an indulgent, nutty brown with mild orange and red undertones. Its rich, textured hues impart a homely but debonair aesthetic that is ideal for multipurpose living areas.

Its subtle complexity allows for easy alteration to fit any occasion. Modulate it with greys or cool whites for a minimalistic impression, or layer with nature-inspired tones like coral, ochre and linen for a warm and plush effect.

NEW ENGLAND

COLOUR



New England is a refined, contemporary twist on a classic style. With indulgent reddish - brown hues and a glossy coat, its sumptuous appearance is like that of molten chocolate.

It oozes luxury and generates a wonderfully plush ambience. It is a perfect choice for light, clean spaces – whether classic or contemporary – bringing them into balance and creating harmony with its deep base-notes.

BUTTERSOTCH

COLOUR



This colour evokes the rich and indulgent hues Butterscotch – a caramelised blend of brown sugar and butter that produces strong orange overtones. It is luxurious, warm and bubbly, conjuring an atmosphere of mellow bliss.

It works splendidly in playrooms, where it can be complemented by a light colour scheme and lively blue accents. For more mature spaces, use it as a vibrant counterpoint to dark colour schemes.

BASIL

COLOUR



Basil is an earthy raw umber hue. It is clean, invigorating and wholesome – imbuing the space with freshness and vitality. Amplify this lively feeling by interspersing a range of indoor plants throughout the space.

This colour shines in bright spaces with natural, earthy tones as secondary colours. Layered tones and textures conjure up a sensuous tactility that invites the human touch.

CLASSIC

COLOUR



Classic is soft, light and neutral brown that is designed to celebrate the timber it is applied to. This evokes a sense of tranquillity with its raw organic beauty, elevating and enhancing the natural shapes and textures of each wooden floor.

Graceful and timeless, Classic looks fantastic in heritage and contemporary design alike. Complement its natural vigour with timber cladding, fittings and furniture.

SABLE

COLOUR



A silky-soft brown, Sable's enigmatic colour changes depending on the lighting, revealing either terracotta or lemon chiffon yellow in different conditions. It has a timeless grace that shines in both traditional and modern design schemes.

Sable pairs well with predominately neutral colours – whether shades of black, white or grey—as these “hero” its superlative personality.

LIMED

COLOUR



Limed is a playful, pink-tinted hue. The gentle finesse of this colour produces a “limed” effect when applied to timber, creating a textured effect that enhances the unique grains of each wooden floor.

This upbeat, dynamic colour looks brilliant in minimalistic spaces with either light or dark colour schemes. It creates a fun, visually active counterpoint that completes otherwise unadorned spaces.

COLORADO

COLOUR



Drawing inspiration from the Colorado potato beetle, Colorado is a raw umber colour—a moderate, yellowish brown. It is simple, natural and unassuming and lends itself to interiors with softer, pastel colours and paired-back design.

It goes equally well with warm and cool colour schemes, from playful coral through to calming powder blue – enabling an experimental, evolving approach to interior decorating.

CINNAMON

COLOUR



A lush brown with subtle orange undertones, Cinnamon is rustic yet stylish; spirited yet understated; lavish yet unostentatious. Like its namesake spice, this colour has a sumptuous complexity that provides a subtle, permeating warmth.

In full, lived-in spaces it recedes and gently enhances the vibrance of the space. In minimalistic spaces with cooler décor colours, it comes to the fore with its zestful charm.

RUSSET

COLOUR



Russet is a colour that dates to 16th century England. The strong brown colour, with a reddish tinge, derives its name from a course cloth dyed with woad, producing this distinctive hue.

Mirroring its origins, its warm natural tones foster an authentic rustic feeling. Paired with timber-cladding, warm naturals and high-tech finishes, it elevates rustic aesthetic into an ultramodern masterpiece.

SPICE

COLOUR



As the name suggests, Spice is a punchy colour which fills a room with energy. Its vivid vermilion overtones are feisty and dynamic, providing a vibrant foundation for any space.

It can be employed in white colour schemes to offset a sterile feeling with zesty vigour. It also looks splendid when paired with an analogous, warm colour scheme – various hues and shades of orange, red and brown.

AUBURN

COLOUR



Auburn's tones are vivid brownish reds, evoking the beauty of fallen autumn leaves. Vigorous and bold, it is a stimulating colour that produces a sparky energy.

Since it is highly active, it works best as a centrepiece of spaces with paired-back, neutral colour schemes. Consider pairing it with whites and warmer beiges in vintage design, or cool neutrals like grey in modern ones, to enhance and celebrate its vivacious charm.

SILVER GREY

COLOUR



Silver grey is sleek, modern and full of character. More and more designers and homemakers are introducing grey to their interiors, owing to its remarkable versatility.

As a true neutral, it is easily modified by more saturated colours around it. This creates a dynamic surface whose complexion constantly transforms as new elements are added to a room.

DEEP GREY

COLOUR



Deep grey is classy and modern, featuring subtle blue undertones. It is clean and modish, and pairs well with industrial design in open-plan home or office spaces.

Try it in monochrome design schemes that utilise textural layering – such as unpolished concrete–punctuated by bright accent features.

Its cool undertones will echo the impact of greens and blues, creating a bliss-fully serene ambiance.

I V O R Y

COLOUR



Ivory is a suave walnut brown. It is light and airy with faint blue undertones. The overall effect is soft and tactile, making it a wonderful choice for bedrooms and living areas.

Use it as part of a light colour scheme with whites and warm neutrals to create a suave yet snug atmosphere. Adding restrained, cool blue or turquoise accents will enhance its relaxing feeling.

SMOKED

COLOUR



Striking and characterful, Smoked is a raw umber – yellow-tinted brown. Like a smoky forest, it is moody and mysterious. Its deep tones can be used to temper bright and whimsical décor, creating a satisfying tonal harmony.

Its complex, sultry impact can be enhanced by adding layers of texture, such as mottled wallpapers, velvety throws and a range of indoor plants.

BRACKEN

COLOUR



A deep, beige tinted brown, Bracken is flexible colour that can readily be matched with a variety of décor settings. It has complex blue overtones that give it a peppy verve, imbuing a space with gentle, bubbly energy.

Reinforce its hues with deep blues and pastel accents for a vivacious modern aesthetic or counterbalance it with off-whites for more traditional and relaxed settings.

FOSIL

COLOUR



Fossil, a purplish red-tinted brown, is inspired by fossilised wood. In the process of fossilisation, over thousands of years, organic cell walls are replicated by minerals such as opal or quartz.

This unique effect—reproduced by the floor colour – transforms perception of whatever wooden floor it is applied to. Utilise it in clean, light space to focus attention on the remarkable visual impact.

DRIFTWOOD

COLOUR



Driftwood is an intense taupe brown, like aged and weathered wood. Suave and graceful, it complements voguish, open-plan apartments and villas.

The dark shades of Driftwood reduce the relative intensity of saturated hues, so brightly coloured furniture can be placed without them dominating the space.

This allows you to retain the overall aesthetic of a monochromatic space while introducing fun, playful décor.

BURLYWOOD

COLOUR



Burlywood is a deep, burnt brown reminiscent of dark chocolate. It is sophisticated, elegant and modern, and works fantastically in rooms with tall walls and high ceilings.

By shifting the focal point downwards, it creates harmony in our visual perception of the space. In white spaces, this augments modern rustic aesthetic. In rooms with cool tones like blues and greys, it heightens edgy, à la mode styles.

SLATE

COLOUR



Slate is a deep ashen colour, like that of volcanic rock. It is distinctively trendy yet has a rustic verve that will never go out of style.

Embracing a rough-and-ready look, it looks incredible in "unfinished" design aesthetics, such as large rustic spaces with high ceilings, exposed brick and timber cladding. Its dark, subtly warm undertones create a cosy atmosphere even in large, rugged areas.

MIDNIGHT

COLOUR



Dark and broody, the intense blackish brown of Midnight invokes the wondrous feeling of late nights outside the city, lit only by stars. Its low saturation and polished look lend itself spectacularly to greyscale interiors with tones of black, white and grey.

Other dark elements, such as artwork and furniture, will enhance this thematic unity—emphasising the integrity between the floor and whole room.

HERITAGE

COLOUR



Heritage is a deep, dark shade of walnut brown. It is effortlessly elegant – the paragon of class. This colour is ideally suited to vintage aesthetics, or sophisticated, paired-back modern design.

Heritage feels right at home among antique furniture and décor, and pairs well with a tasteful black and white colour scheme. Sparing use of reds or oranges adds a more vogueish twist while retaining its characteristic harmony.




The Parquetry Collection

Want more elaborate design options? Then The Parquetry Collection is for you. In the Parquetry technique, wood pieces are laid in intricate patterns to create a geometric mosaic.

Different wood grains and textures are used to produce a spectacular visual contrast. Parquetry is a wonderful choice for classical grand villas, or for adding flair to otherwise paired-back modern spaces.

AVAILABLE COLOURS

Parquetry looks best with colours that complement the visual impact of geometric design. Colour may be used to enhance differences in wood grain or restrain them – creating a bolder or subtler final product. We've curated 20 perfect parquetry colours to choose from.



CHELSEA SQUARE COLLECTION

The Chelsea Square Collection is a 600 by 600mm parquet tile, available in eight intricate designs. The compact size allows many tiles to be included in each installation, emphasising mosaics created within and between each square. They include a combination of European Oak and American Walnut, with contrasting wood grains and colours.

Available Size 600 x 600 x 15 mm
Top Layer 2 mm
Construction Multi Layer



Gilded Lines (Oak)

The arrow-like meeting at the middle of each Gilded Lines square produces a dynamic effect. The geometric form and colour create an interplay between light and shadow – giving the flat surface a three-dimensional appearance.



Lush Squares (Oak)

Lush Squares is all about celebrating unions. Individually, the pattern of each tile appears to be a simple "X" shape. But when placed together, overlapping diagonal squares are created by the union of tiles.



Magnificence (Walnut & Oak)

Each Magnificence tile contains one encircled flower in its centre, and a quarter of the same design at its corner. Utilising a beautiful geometric repeat, five flowers are created by every unification of four tiles.



Chantilly (Birch & Oak)

Chantilly's design is drawn from the iconic fleur-de-lis emblem. The pattern represents the synthesis of human with nature – the organic floral elements of the design intermingle with its structured geometric shape.



Versailles (Oak)

One of the oldest parquetry designs, the Versailles pattern was introduced in the French Palace of Versailles in the 17th Century. It replaced marble floors (that needed to be washed constantly...) with a more robust but equally grand surface.



Elegant Weave (Oak)

Elegant weave draws inspiration from the Arts & Crafts movement. The pattern produces an interplay between diagonal lines – weaving into the centre of the square – and the perpendicular lines created between the tiles.



Art Mosaic (Walnut, Birch & Oak)

Art Mosaic is a stunningly intricate combination of two designs. The centre of each tile features a star-burst shape, while the edges of each combine to form interlinking chains – weaving together at every corner.

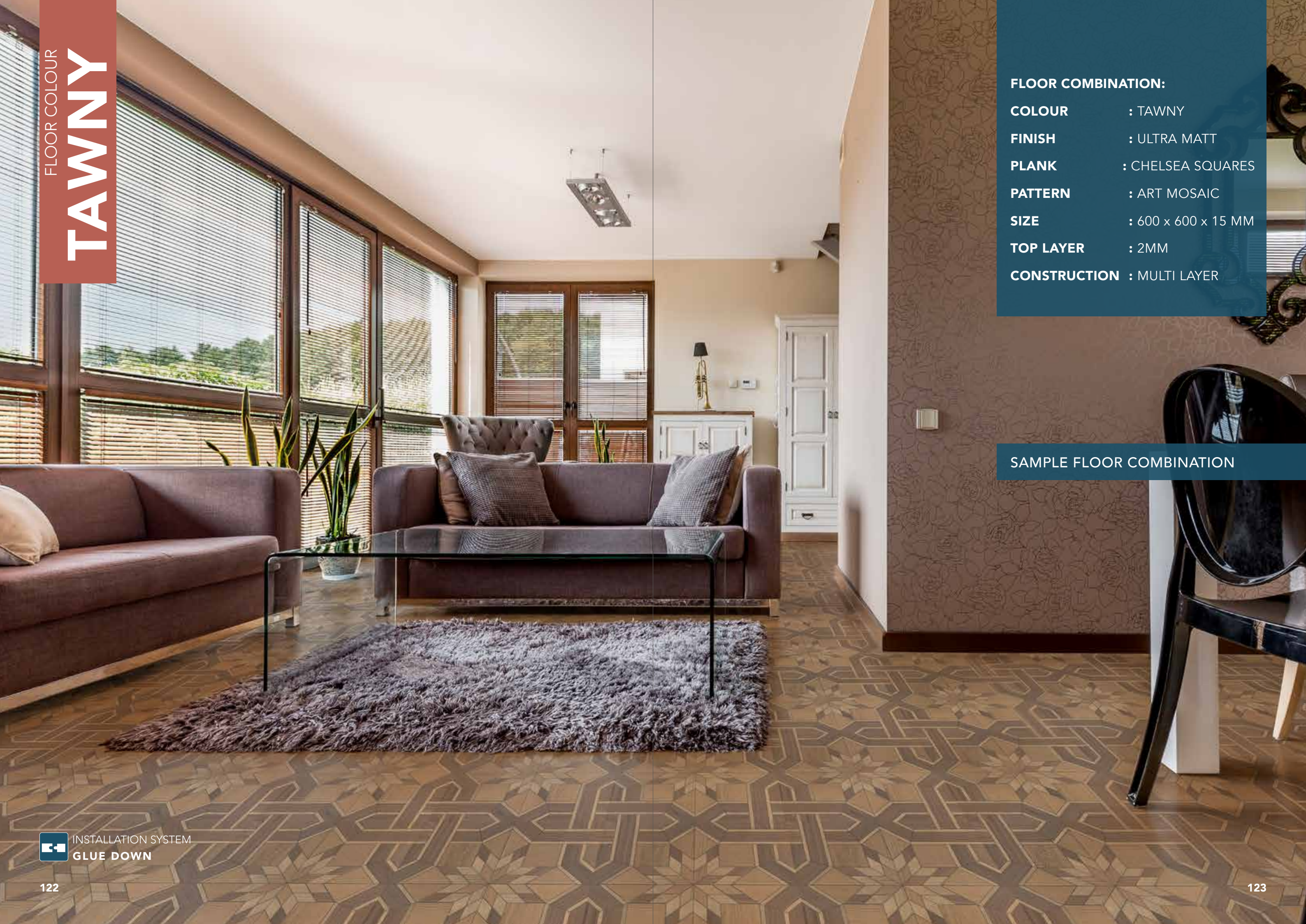


Linear Vogue (Walnut & Oak)

Inspired by Italian knot gardens, Linear Vogue features two squares placed at a diagonal angle to one another, weaving under and over. This effect is wondrously achieved with wood pieces of contrasting grain direction and colour.

FLOOR COLOUR

TAWNY



FLOOR COMBINATION:

- COLOUR** : TAWNY
- FINISH** : ULTRA MATT
- PLANK** : CHELSEA SQUARES
- PATTERN** : ART MOSAIC
- SIZE** : 600 x 600 x 15 MM
- TOP LAYER** : 2MM
- CONSTRUCTION** : MULTI LAYER

SAMPLE FLOOR COMBINATION



INSTALLATION SYSTEM
GLUE DOWN



ACCESSORIES

Royal Parquet offers a comprehensive selection of profile accessories. Reducers, skirtings, beadings and T-bars cover the expansion gap, or transition between surfaces – such as next to walls, doorways and between different floors – protecting the floor and allowing it to “breathe”. Stair nosing is the strip that projects over the stair edge, reducing wear-and-tear and improving safety by providing a larger surface to stand on. Each of these is made from Oak and can be finished in any of our 40 colours – so you put the finishing touches on your flooring installation with ease.

Oak Veneered Skirting




Standard Skirting
HDF - Oak Veneer- 2440 x 100 x 15mm
Installation Method: Glue
Available in 40 Colours



L Cover Skirting
HDF - Oak Veneer 2440 x 100 x 21mm
Installation Method: Glue
Available in 40 Colours

Paintable Skirting



Standard White Foiled Skirting
HDF - Oak Veneer- 2400 x 100 x 15mm
Installation Method: Glue



L Cover White Foiled Skirting
HDF - Oak Veneer 2440 x 100 x 21mm
Installation Method: Glue

Solid Skirtings



Solid Skirting
Solid - Skirting 2130 x 100 x 15 mm
Installation Method: Glue
Available in 40 Colours

Solid Oak Profiles




Solid - Stair Nosing
Solid AB Grade - Oak 2130 x 50 x 50 x 15mm
Installation Method: Glue
Available in 40 Colours



Solid - Beading
Solid AB Grade Oak - 2130 x 22 x 22 mm
Available in 40 Colours



Solid - Reducer
Solid AB Grade Oak - 2130 x 47 x 21 mm
Installation Method: Glue
Available in 40 Colours



Solid - T Bar
Solid AB Grade Oak - 2130 x 25 x 12 mm
Installation Method: Glue
Available in 40 Colours

Timbermate Excel Underlay

Timbermate Excel is a high-density, resilient sponge rubber underlay. The underlay increases the durability and comfort of your engineered wood floor. It provides excellent moisture resistance and reduces impact sound – preventing damage and distortion and resulting in a floor that is quieter underfoot.



Timbermate Excel 5mm

Item	Flat rubber underlay
Raw Material	Natural rubber with aluminum foil and non-woven fabric
Thickness	5 MM
Product Dimensions	1M*10M/Roll
Impact Sound Improvement	Approx 25DB
Footfall Sound Improvement	Reduction up to 25%
Permanent Pressure Resistance	3kN/sqm-6 kN/sqm
Heat Conductivity Resistance	0.08-0.16 m ² K/W



Timbermate Excel 3.6mm

Item	Flat rubber underlay
Raw Material	natural rubber with aluminum foil and non-woven fabric
Thickness	3.6MM
Product Dimensions	1M*10M/Roll
Impact Sound Improvement	Approx 23DB
Footfall Sound Improvement	Reduction up to 20%
Permanent Pressure Resistance	2kN/sqm-5 kN/sqm
Heat Conductivity Resistance	0.08-0.16 m ² K/W

Engineered Hardwood Flooring Installation Guidelines



Important information before you begin

It is vital that you read and understand this information completely prior to starting, improper installation can cause failure of your Royal Parquet floor and potentially void the warranty.

Installer/owner responsibility

Always inspect the flooring prior to installation for defects or faults, wood is a natural product that will vary in colour and grain density, it also contains natural characteristics that varies from plank to plank and this is to be expected. We cannot warrant against natural variations from plank to plank or variations from sample to plank due to the natural origin of the product. If you are not satisfied with the flooring prior to installation, contact your dealer immediately - DO NOT INSTALL the flooring, rejecting the material must be done on a full order basis, not box by box or plank by plank.

Preparation

Moisture in subfloors

Moisture testing of all sub-floors is essential before installation can begin, this is true for both new and old buildings. Moisture testing must be carried out and recorded using an appropriate method and device, the subfloor may be considered dry and acceptable once the moisture levels reaches 12% or below, if readings above 12% are present then the application of a surface damp proof membrane will be required, this should be applied as per the manufacturers guidelines. If the subfloor is of new construction, alternatively it can be left to dry naturally over time, as a general rule this can mean a drying time of 1mm per day of thickness depending on site conditions.

Condition of subfloor

Regardless the construction type, the subfloor must be smooth and level before installation can proceed, undulations must not exceed a tolerance of +/- 3mm over a 2m span, should the subfloor not conform then a suitable application of self-levelling compound or plywood should be applied to make the floor level. The subfloor must also be having a sound and hard surface strength with all laitance removed, a scratch test is recommended to be carried out to determine the suitability, if the subfloor fails the scratch test then appropriate remedial work must be carried out, contaminants such as oil, grease or polish must also be removed prior to installation.

Condition of site

Royal Parquet must not be installed until all other work such as painting, wallpapering, tiling, plastering etc is completed, dust and moisture released into the atmosphere during such works can cause permanent damage to the flooring. If such works must be carried out then suitable protection must be used, this must be breathable, plastic/ PVC must never be used to protect flooring as this can cause moisture to form and subsequently damage the floor.

Royal Parquet requires a stable ambient room temperature and humidity before, during and after installation, temperatures should not be below 18 deg and not exceed 26 deg, in warmer climates air conditioning must be fully operational to control the environment. Humidity levels must not exceed 60% RH at any time to avoid damage to the floor.

Fixtures and fittings, kitchens, kitchen island units, partitions, wardrobes etc must never be fixed on top of the parquet in a floating installation. They can be fixed through the floor provided a space/expansion gap is provided to prevent the fixed object from pressing down and stopping the floor from expanding. If such fixtures and fittings or heavy items must be placed on top of the completed floor without an expansion gap then the flooring must be installed using the full glue down method rather than floating installation.

Prior to installation the flooring must be delivered to site to acclimatise to the ambient conditions as mentioned above, a minimum of 48 hours of acclimatisation is recommended to ensure the flooring is ready for installation. The flooring should be stacked in small piles no more than 6 pack high to ensure the ambient air can circulate around the flooring, ideally the flooring should be lifted at least 100mm above the subfloor during the acclimatisation process, the use of a wooded pallet that supports the full length of the boxes is best used for this purpose.



CARE & MAINTENANCE

After installation, maintain a temperature of 18-24°C and a relative air humidity level of 45-65%. Keep the room well ventilated and use AC to ensure consistent humidity levels during summer months. For cleaning, use only recommended products and follow the instructions on the label.



ROYAL PARQUET
HARDWOOD FLOOR CLEANER

An intensive but neutral cleaner that removes dirt, heel marks and stains, leaving only a fresh aroma.



ROYAL PARQUET
POLISH & RESTORER


A water-based emulsion of waxes that restores sheen, provides anti-slip properties and nourishes your floor.



For the full technical installation guidelines for floating floors and Chevron/Herringbone collections please scan the appropriate Qr code.

THE CONSTRUCTION OF ENGINEERING WOOD

- 1 Top Layer**
The veneer is made from solid hardwood up to 4mm thick, using a beautiful and durable species such as European Oak, Walnut etc.
- 2 Top Coat**
The top coat is a lacquer, applied in either matt or gloss finish.
- 3 Middle Layer**
The core is constructed from multiple layers of softwood such as Spruce and Pine. This adds strength and stability to the floor.
- 4 Bottom Layer**
The base layer is fixed at 90deg to the core, this is also made from softwood and gives extra stability along the full length plank.



Royal Parquet hardwood floors are made using engineered wood, an innovative modern construction technique. Royal Parquet floors look identical to solid wood floors, sound the same underfoot, and are just as long-lasting and durable. However, they have three key advantages over traditional solid wood floors.

As the name suggests, they are constructed from a single, solid plank – the same species is used throughout. With engineered wood flooring, only the top layer is made of a hardwood like oak, walnut or maple, providing the coveted beauty and durability of solid wood floors. The layers below this are built up using faster growing softwoods, laid at right angles to each other.

This layered construction method results in a more environmentally friendly floor, using less of the world's natural resources: scarcer, slow-growing hardwoods. It also provides a floor with increased stability that doesn't expand or contract. This guarantees a perfectly fitted floor that won't warp or bend upwards over time.



WARRANTIES

25 YEARS RESIDENTIAL WARRANTY

Your Royal Parquet floor comes with a comprehensive life-time product warranty of 25 years, provided that the flooring has been installed and maintained as per our guidelines. The warranty covers the structural integrity of the flooring: the planks will not crack, warp or delaminate through normal usage, and the lacquered finish will not be worn through to the veneered surface for the duration of the warranty period.

10 YEARS COMMERCIAL WARRANTY

For commercial applications, your Royal Parquet comes with a standard 10-year warranty, provided that the flooring has been installed and maintained as per our guidelines. The warranty covers the structural integrity of the flooring: the planks will not crack, warp or delaminate through normal usage, and the lacquered finish will not be worn through to the veneered surface for the duration warranty period. As commercial applications can vary greatly, please request specific warranty details from your Royal Parquet dealer on a project-by-project basis before placing your order.

Floors Protected By

Bona[®]

Passion for wood floors

100 YEARS OF EXPERIENCE

*Wilhelm Edner, the founder.
Bona continues being a family-owned
company today.*



We only use Bona industrial coatings on our floors – a world- leading brand from Sweden. With 100 years of experience in the market, Bona manufactures innovative, sustainable, UV-based coatings that enhance the qualities of the raw materials used, while providing durable surface protection.

We invest in these premium finishes so we can offer you flooring products that stand apart from the rest in terms of quality, beauty, durability and ease of maintenance. Our coatings are perfect for both commercial and residential use. They are independently tested for abrasion, adhesion, impact, scratch resistance and other characteristics, in line with multiple European and U.S. standards.



GREENGUARD

The GREENGUARD Environmental Institute is an industry-independent organization, aiming to reduce people's exposure to pollutants and to improve indoor air quality. They certify products that meet stringent chemical emissions requirements. We are proud to declare all Bona[®] SuperCourt[®] Waterborne Finishes, SuperCourt Cleaners and Commercial System[™] Cleaner as GREENGUARD-certified.

Environmentally Friendly

Biodegradable and renewable, responsibly sourced wood flooring is inherently eco-friendly. At Royal Parquet we use only genuine European oak floors from sustainably managed forests.

Our partners and retailers are members of the FSC™ (Forest Stewardship Council™) and PEFC (The Programme for the Endorsement of Forest Certification.) These are globally recognized not-for-profit organisations that govern environmentally and socially responsible forestry management and sustainability.



The mark of responsible forestry



The FSC™ and PEFC certifications guarantee that timber used in the manufacturing process comes from professionally managed and sustainable forests, minimising the environmental and social impact on the planet.

Both FSC™ and PEFC are independent certification bodies that operate on a global scale. Each product carrying their logos can be traced right back to the forest it was harvested from. All stakeholders comply with the strict guidelines set out by the relevant certification body. You can purchase these products with peace of mind that our forests will be plentiful for future generations.

PROTECTING THE WORLD'S
FORESTS



Get in touch:

www.royalparquet.com

sales@royalparquet.com

Exclusive Distributor

Floorworld.com

Umm Suqeim Street, Al Barsha 2,
Dubai, United Arab Emirates

sales@floorworld.com



ROYAL PARQUET

HERRINGBONE CLASSIC

Residential Warranty : 25 Years

Commercial Warranty : 10 Years

TECHNICAL DATA SHEET

European Oak - Single - Strip - Grade: Classic

Thickness	Top Layer	Plank Size	Pack Size	Installation Method	Top Layer Species	Core Species	Board Type
15mm/2mm	Matt/Gloss Lacquer	75mm x 450mm	2.025 Sqm	T & G - Glue down only	European Oak	Spruce/Pine/Larch	1 - strip

Assessed Property	Classification or Test Method	Requirement	Result or Classification	Evaluation
Moisture Content	ČSN EN 13183-1	7 ±2 %	11,3 %	Fulfil
Width - permit deviation	ČSN EN 13647	±0,2 mm	0,3 mm	Fulfil
Reaction to Fire	ČSN EN 13501-1	-	Dfl-s1	Multi-layer parquet, with surface finish thickness 15mm
Release of formaldehyde	ČSN EN 717-1	≤ 0,124 mg/m ³	≤ 0,012 mg/m ³	Fulfil
Emission of penachlorophenol	ČEN/TR 14823	≤ 5 ppm	≤ 5 ppm	Fulfil

Lacquer property assessed	Classification or Test Method	Result Matt Finish	Result Gloss Finish	Evaluation
UV System	-	UT1250 6g	/ UT7528 6g	UW0308 12g, UB0123 25g, UB1338 22g
Thickness in microscope	-	49 µm	43 µm	Measrued with a Leica digital camera microscope
Abrasion test	ENV14354 (12/16)	1300 revolutions	1700 revolutions	12/16 break-through means abrasion until 12 out of 16 sectors and 1 sector in each quadrant is worn off
Adhesion - coin test	-	Approved	Approved	Samples scratched with a coin
Adhesion cross cut	ISO 2409	GT 0/5B	GT 0/5B	GT 0/5B means the edges of cross cuts are intact after testing
Impact / flexibility	-	20cm/crack - 15cm no crack	25cm/crack - 15cm no crack	at 5cm intervals, steel ball 535 g and Ø 2 inches dropped
Gloss	-	3,3 -60 ° (Erichsen)	21,1 -60 ° (Erichsen)	-
		9,0 -85 ° (Trigloss)	35-85 ° (Trigloss)	-
Scratch according to Minimartindale	CEN/TS 16611	Class 4	Class 4	Procedure B, 500 cycles according to a patterned scratch chart from 5-1 where 5 is best

Chemical Test	Classification or Test Method	Result Matt Finish	Result Gloss Finish	Evaluation
Ammonia	DIN68861-1	Not Approved	Not Approved	All of the approved samples left no remaining stain or discolouration of the surface after washing with water and a towel.
Red wine	DIN68861-1	Approved	Approved	
Vineager	DIN68861-1	Approved	Approved	
Coffee	DIN68861-1	Approved	Approved	
Ethanol 48%	DIN68861-1	Approved	Approved	
De-ionized water	DIN68861-1	Approved	Approved	
Coca Cola	DIN68861-1	Approved	Approved	
Orange juice	DIN68861-1	Approved	Approved	
Olive oil	DIN68861-1	Not Approved	Approved	
Black ink	DIN68861-1	Approved	Not Approved	